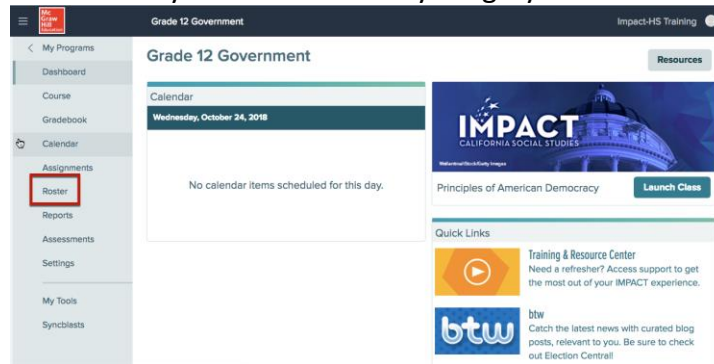
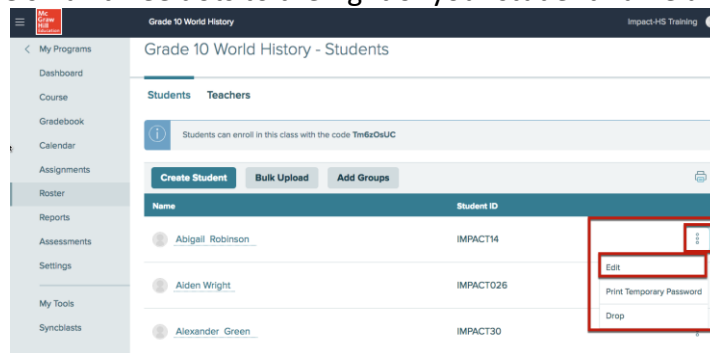


How to Customize Reading Level for **Impact** Students

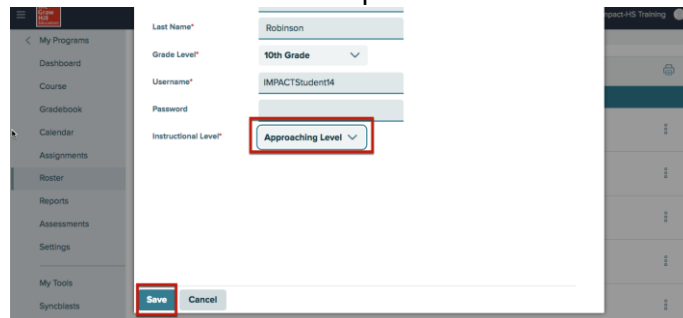
Click on your Roster within your gray menu bar.



Click on the small three dots to the right of your student name and click edit.



Scroll to the instructional level and change to Approaching level and click Save. Then move on the next student and repeat.



Only the lessons within the Interactive Student Resources that connect to the student text are leveled for your students. Notice the leveled icon within the highlighted items.

