

Vocabulary

area The measure of unit squares needed to cover a flat surface

perimeter The distance around a shape

unit square A square with a side length of 1 unit that is used to measure area

Dear Family,

During the next few weeks, our math class will be learning about perimeter and area of shapes.

You can expect to see homework that provides practice with measuring and finding perimeter, and finding area by counting squares, using addition, or using multiplication.

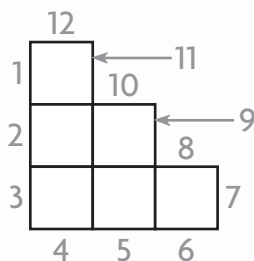
Here is a sample of how your child will be taught to find perimeter.

**MODEL** Find Perimeter

These are two ways to find perimeter.

Count units.

Find the perimeter of the shape by counting each unit around the shape.

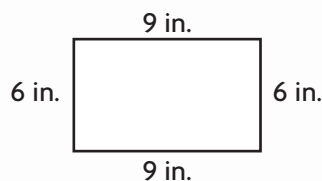


Perimeter is the distance around a shape.

So, the perimeter is 12 units.

Use addition.

Find the perimeter of the rectangle.



Perimeter = length + width + length + width

Add: $9 + 6 + 9 + 6 = 30$ inches

So, the perimeter is 30 inches.

Tips**Finding Unknown Side Lengths**

Sometimes not all lengths of the sides of a shape are given. If you know the perimeter, you can add the lengths of the sides you know and use an equation to find the unknown side length.

Activity

Have your child practice finding the perimeter and area of items around the house. Find and measure the sides of items that have plane shapes, such as an envelope, a place mat, a square potholder, a pennant, or a rug.

Carta para la casa

Querida familia,

Durante las próximas semanas, en la clase de matemáticas aprenderemos acerca del perímetro y el área de las figuras.

Llevaré a la casa tareas que sirven para practicar cómo medir y hallar el perímetro, además de hallar el área contando cuadrados usando la suma o la multiplicación.

Este es un ejemplo de la manera como aprenderemos a hallar el perímetro.

Vocabulario

área La medida del número de los cuadrados de una unidad que se necesitan para cubrir una superficie plana

perímetro La distancia alrededor de una figura

cuadrado de una unidad Un cuadrado cuyo lado mide 1 unidad y que se usa para medir un área

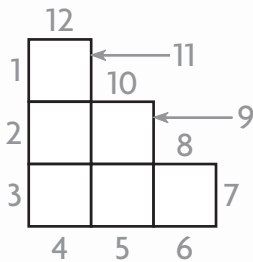
unidad cuadrada Una unidad que mide el área como del pies cuadrado, metro cuadrado y así sucesivamente

MODELO Hallar el perímetro

Estas son dos maneras de hallar el perímetro.

Contar unidades.

Halla el perímetro de la figura contando cada unidad alrededor de la figura.

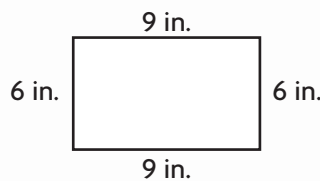


El perímetro es la distancia alrededor de una figura.

Por tanto, el perímetro es 12 unidades.

Usar la suma.

Halla el perímetro del rectángulo.



Perímetro = largo + ancho + largo + ancho

Sumo: $9 + 6 + 9 + 6 = 30$ pulgadas

Por tanto, el perímetro es 30 pulgadas.

Pistas

Hallar longitudes desconocidas de los lados

A veces no se dan las longitudes de los lados de una figura. Si conoces el perímetro, puedes sumar las longitudes de los lados que conoces y usar una ecuación para hallar la longitud desconocida del lado.

Actividad

Pida a su hijo que practique hallando el perímetro y el área de algunos objetos de la casa. Hallen y midan los lados de objetos que tengan formas planas, como un sobre, un individual para la mesa, un agarrador de ollas cuadrado, un banderín o un tapete.

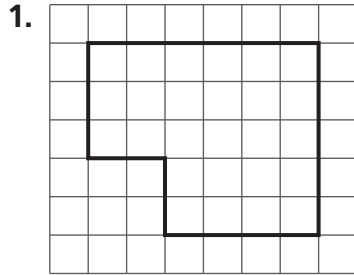
Name _____

Model Perimeter

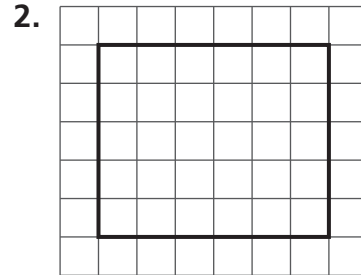


COMMON CORE STANDARD—3.MD.8
Geometric measurement: recognize perimeter as an attribute of plane figures and distinguish between linear and area measures.

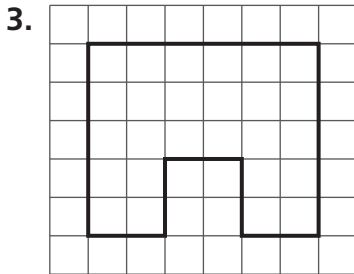
Find the perimeter of the shape. Each unit is 1 centimeter.



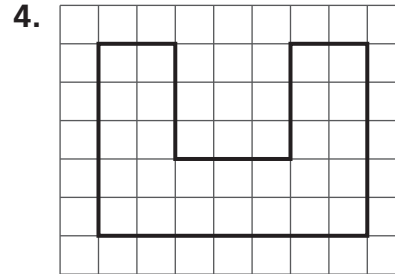
22 centimeters



_____ centimeters



_____ centimeters



_____ centimeters

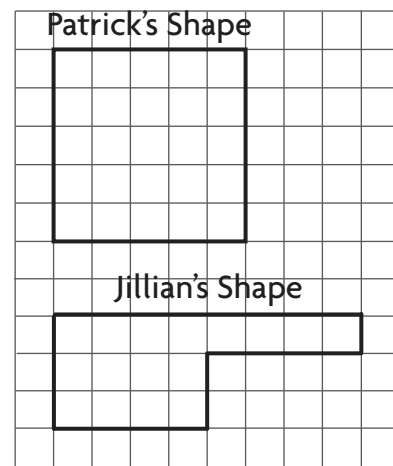
Problem Solving



Use the drawing for 5–6. Each unit is 1 centimeter.

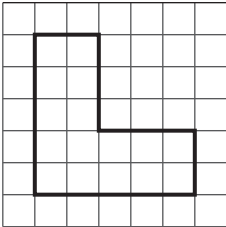
5. What is the perimeter of Patrick's shape?

6. How much greater is the perimeter of Jillian's shape than the perimeter of Patrick's shape?

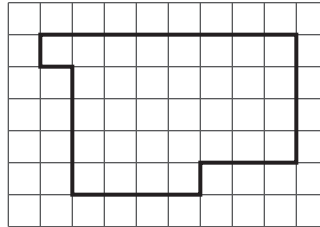


Lesson Check (3.MD.8)

1. Find the perimeter of the shape.
Each unit is 1 centimeter.



2. Find the perimeter of the shape.
Each unit is 1 centimeter.



Spiral Review (3.NF.3d, 3.MD.1, 3.MD.2)

3. Order the fractions from least to greatest.

$$\frac{2}{4}, \frac{2}{3}, \frac{2}{6}$$

4. Kasey's school starts at the time shown on the clock. What time does Kasey's school start?



5. Compare. Write $<$, $>$, or $=$.

$$\frac{4}{8} \bigcirc \frac{3}{8}$$

6. Aiden wants to find the mass of a bowling ball. Which unit should he use?

Name _____

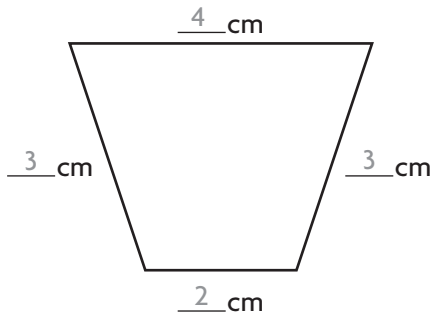
Find Perimeter



COMMON CORE STANDARD—3.MD.8
Geometric measurement: recognize perimeter as an attribute of plane figures and distinguish between linear and area measures.

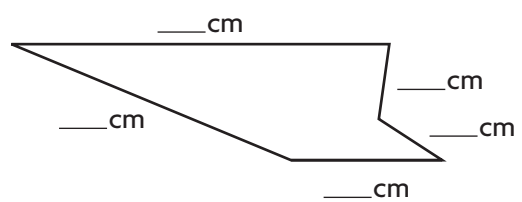
Use a ruler to find the perimeter.

1.



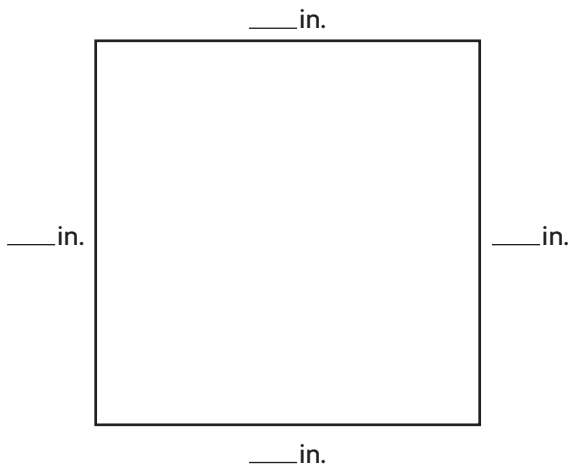
12 centimeters

2.



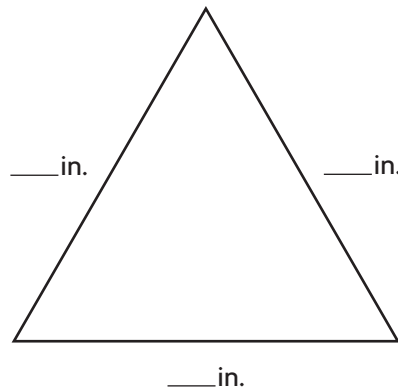
_____ centimeters

3.



_____ inches

4.



_____ inches

Problem Solving

Draw a picture to solve 5–6.

5. Evan has a square sticker that measures 5 inches on each side. What is the perimeter of the sticker?

6. Sophie draws a shape that has 6 sides. Each side is 3 centimeters. What is the perimeter of the shape?


Lesson Check (3.MD.8)

Use an inch ruler for 1–2.

1. Ty cut a label the size of the shape shown. What is the perimeter, in inches, of Ty's label?

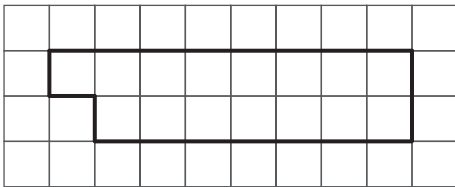


2. Julie drew the shape shown below. What is the perimeter, in inches, of the shape?



Spiral Review (3.NF.3d, 3.MD.1, 3.MD.2, 3.MD.8)

3. What is the perimeter of the shape below?



4. Vince arrives for his trumpet lesson after school at the time shown on the clock. What time does Vince arrive for his trumpet lesson?



5. Matthew's small fish tank holds 12 liters. His large fish tank holds 25 liters. How many more liters does his large fish tank hold?
-

6. Compare. Write $<$, $>$, or $=$.

$$\frac{1}{6} \bigcirc \frac{1}{4}$$

Name _____

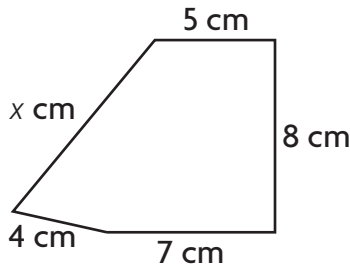
Find Unknown Side Lengths



COMMON CORE STANDARD—3.MD.8
Geometric measurement: recognize perimeter as an attribute of plane figures and distinguish between linear and area measures.

Find the unknown side lengths.

1. Perimeter = 33 centimeters



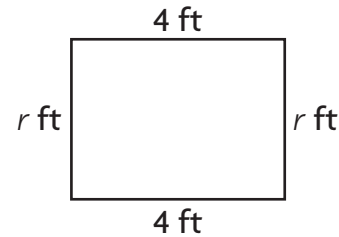
$$5 + 8 + 7 + 4 + x = 33$$

$$24 + x = 33$$

$$x = 9$$

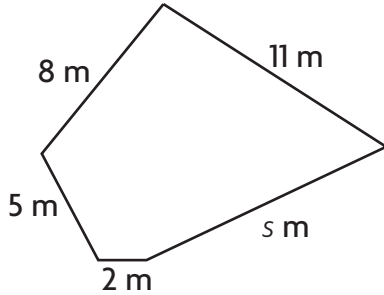
_____ **9** centimeters

2. Perimeter = 14 feet



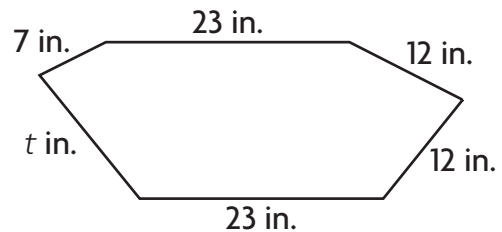
_____ feet

3. Perimeter = 37 meters



_____ meters

4. Perimeter = 92 inches



_____ inches

Problem Solving



5. Steven has a rectangular rug with a perimeter of 16 feet. The width of the rug is 5 feet. What is the length of the rug?

6. Kerstin has a square tile. The perimeter of the tile is 32 inches. What is the length of each side of the tile?

Lesson Check (3.MD.8)

1. Jesse is putting a ribbon around a square frame. He uses 24 inches of ribbon. How long is each side of the frame?

2. Davia draws a shape with 5 sides. Two sides are each 5 inches long. Two other sides are each 4 inches long. The perimeter of the shape is 27 inches. What is the length of the fifth side?

Spiral Review (3.OA.1, 3.OA.8, 3.NF.3c, 3.MD.1)

3. What multiplication expression represents $7 + 7 + 7 + 7$?

4. Bob bought 3 packs of model cars. He gave 4 cars to Ann. Bob has 11 cars left. How many model cars were in each pack?

5. Randy read a book in the afternoon. He looked at his watch when he started and finished reading. How long did Randy read?

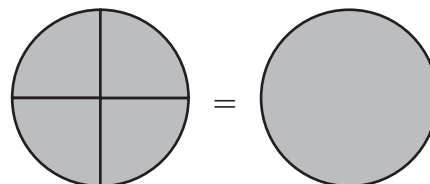
6. What fraction and whole number does the model represent?



Start



End



=

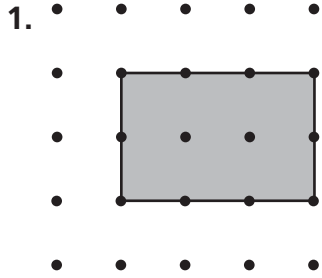
Name _____

Understand Area

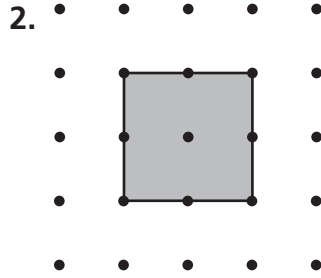


COMMON CORE STANDARDS—3.MD.5, 3.MD.5a *Geometric measurement: understand concepts of area and relate area to multiplication and to addition.*

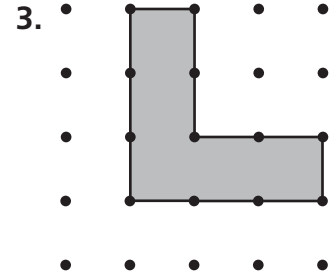
Count to find the area for the shape.



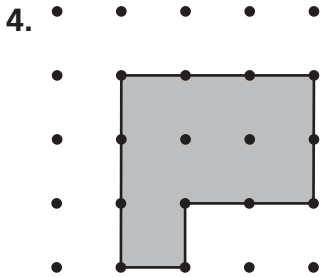
Area = 6 square units



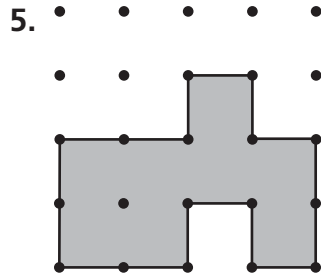
Area = _____ square units



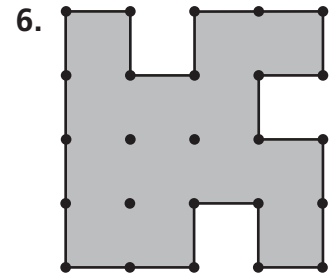
Area = _____ square units



Area = _____ square units



Area = _____ square units



Area = _____ square units

Write *area* or *perimeter* for each situation.

7. carpeting a floor

8. fencing a garden

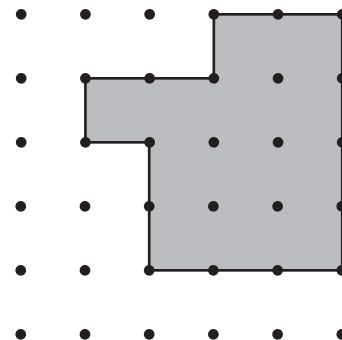
Problem Solving



Use the diagram for 9–10.

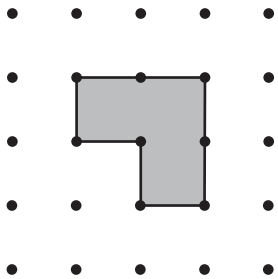
9. Roberto is building a platform for his model railroad. What is the area of the platform?

10. Roberto will put a border around the edges of the platform. How much border will he need?

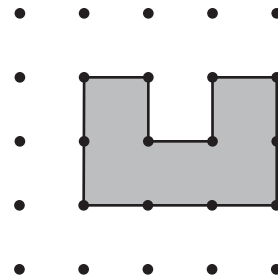


Lesson Check (3.MD.5, 3.MD.5a)

1. Josh used rubber bands to make the shape below on his geoboard. What is the area of the shape?



2. Wilma drew the shape below on dot paper. What is the area of the shape she drew?



Spiral Review (3.OA.7, 3.NF.1, 3.MD.1, 3.MD.2)

3. Leonardo knows it is 42 days until summer break. How many weeks is it until Leonardo's summer break? (Hint: There are 7 days in a week.)

4. Nan cut a submarine sandwich into 4 equal parts and ate one part. What fraction represents the part of the sandwich Nan ate?

5. Wanda is eating breakfast at fifteen minutes before eight. What time is this? Use A.M. or P.M.

6. Dick has 2 bags of dog food. Each bag contains 5 kilograms of food. How many kilograms of food does Dick have in all?

Name _____

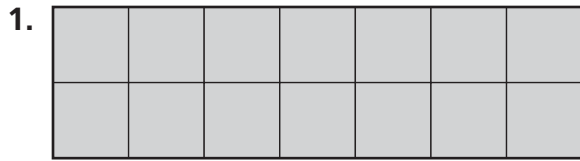
Measure Area



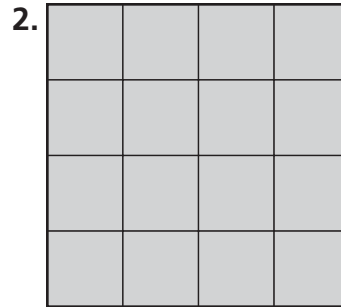
COMMON CORE STANDARDS—3.MD.5b, 3.MD.6 *Geometric measurement: understand concepts of area and relate area to multiplication and to addition.*

Count to find the area of the shape.

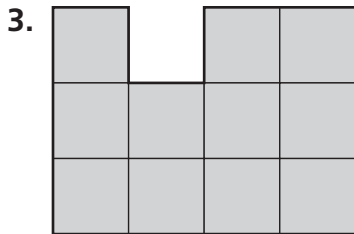
Each unit square is 1 square centimeter.




Area = 14 square centimeters



Area = _____ square centimeters



Area = _____ square centimeters

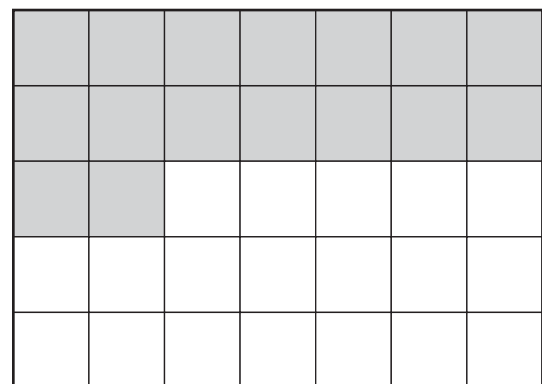


Area = _____ square centimeters

Problem Solving

Alan is painting his deck gray. Use the diagram at the right for 5–6. Each unit square is 1 square meter.

Alan's Deck



5. What is the area of the deck that Alan has already painted gray?

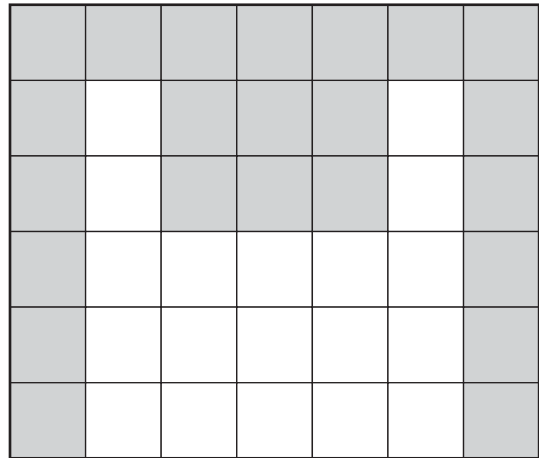
6. What is the area of the deck that Alan has left to paint?

Lesson Check (3.MD.5b, 3.MD.6)

Each unit square in the diagram is 1 square foot.

1. How many square feet are shaded?

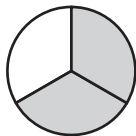
2. What is the area that has NOT been shaded?



Spiral Review (3.OA.3, 3.NF.1, 3.NF.3b, 3.MD.2)

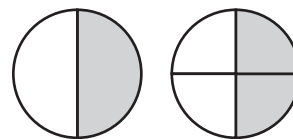
3. Sonya buys 6 packages of rolls. There are 6 rolls in each package. How many rolls does Sonya buy?

5. What fraction of the circle is shaded?



4. Charlie mixed 6 liters of juice with 2 liters of soda to make fruit punch. How many liters of fruit punch did Charlie make?

6. Use the model on the right to name a fraction that is equivalent to $\frac{1}{2}$.



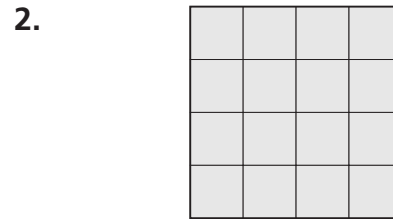

Name _____

Use Area Models



COMMON CORE STANDARDS—3.MD.7, 3.MD.7a *Geometric measurement: understand concepts of area and relate area to multiplication and to addition.*

Find the area of each shape. Each unit square is 1 square foot.

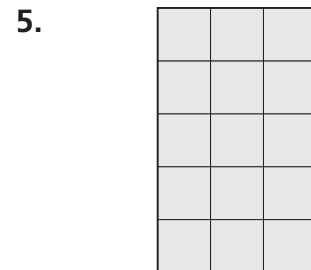

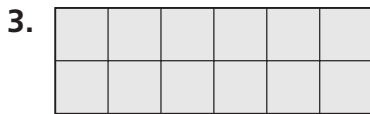


There are 3 rows of 8 unit squares.

$$3 \times 8 = 24$$

24 square feet

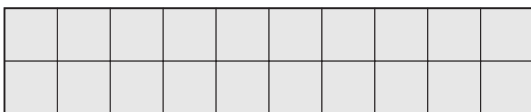
Find the area of each shape. Each unit square is 1 square meter.



Problem Solving



6. Landon made a rug for the hallway. Each unit square is 1 square foot. What is the area of the rug?


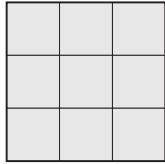


7. Eva makes a border at the top of a picture frame. Each unit square is 1 square inch. What is the area of the border?



Lesson Check (3.MD.7, 3.MD.7a)

1. The entrance to an office has a tiled floor. Each square tile is 1 square meter. What is the area of the floor?
2. Ms. Burns buys a new rug. Each unit square is 1 square foot. What is the area of the rug?



Spiral Review (3.OA.4, 3.NF.3d, 3.MD.1, 3.MD.8)

3. Compare the fractions.
Write $<$, $>$, or $=$.
4. Claire bought 6 packs of baseball cards. Each pack had the same number of cards. If Claire bought 48 baseball cards in all, how many cards were in each pack?

$$\frac{1}{3} \bigcirc \frac{2}{3}$$

5. Austin left for school at 7:35 A.M. He arrived at school 15 minutes later. What time did Austin arrive at school?
6. Wyatt's room is a rectangle with a perimeter of 40 feet. The width of the room is 8 feet. What is the length of the room?

Name _____

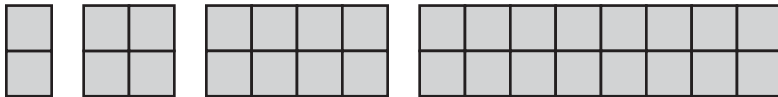
Problem Solving • Area of Rectangles



COMMON CORE STANDARD—3.MD.7b
Geometric measurement: understand concepts of area and relate area to multiplication and to addition.

Use the information for 1–3.

An artist makes rectangular murals in different sizes. Below are the available sizes. Each unit square is 1 square meter.



A

B

C

D

1. Complete the table to find the area of each mural.

Mural	Length (in meters)	Width (in meters)	Area (in square meters)
A	2	1	2
B	2	2	4
C	2		
D	2		

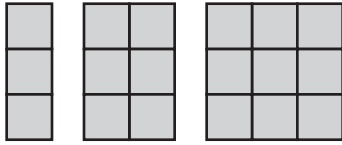
2. Find and describe a pattern of how the length changes and how the width changes for murals A through D.

3. How do the areas of the murals change when the width changes?

4. Dan built a deck that is 5 feet long and 5 feet wide. He built another deck that is 5 feet long and 7 feet wide. He built a third deck that is 5 feet long and 9 feet wide. How do the areas change?

Lesson Check (3.MD.7b)

1. Lauren drew the designs below. Each unit square is 1 square centimeter. If the pattern continues, what will be the area of the fourth shape?
2. Henry built one garden that is 3 feet wide and 3 feet long. He also built a garden that is 3 feet wide and 6 feet long, and a garden that is 3 feet wide and 9 feet long. How do the areas change?



Spiral Review (3.OA.3, 3.NBT.3, 3.NF.1, 3.MD.5b, 3.MD.6)

3. Joe, Jim, and Jack share 27 football cards equally. How many cards does each boy get?
4. Nita uses $\frac{1}{3}$ of a carton of 12 eggs. How many eggs does she use?



5. Brenda made 8 necklaces. Each necklace has 10 large beads. How many large beads did Brenda use to make the necklaces?
6. Neal is tiling his kitchen floor. Each square tile is 1 square foot. Neal uses 6 rows of tiles with 9 tiles in each row. What is the area of the floor?


Name _____

Area of Combined Rectangles



COMMON CORE STANDARDS—3.MD.7c, 3.MD.7d Geometric measurement: understand concepts of area and relate area to multiplication and to addition.

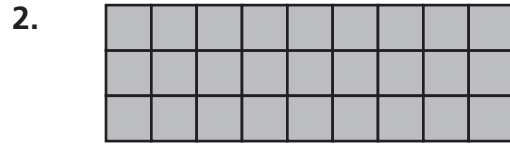
Use the Distributive Property to find the area. Show your multiplication and addition equations.



$$4 \times 2 = 8; 4 \times 5 = 20$$


$$8 + 20 = 28$$

28 square units



_____ square units

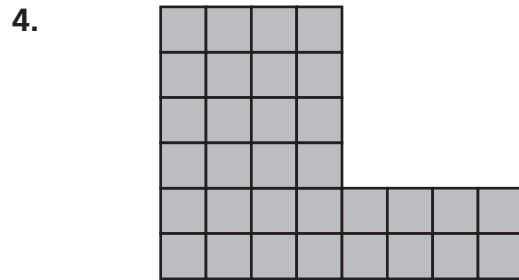
Draw a line to break apart the shape into rectangles. Find the area of the shape.



Rectangle 1: _____ \times _____ = _____

Rectangle 2: _____ \times _____ = _____

_____ + _____ = _____ square units



Rectangle 1: _____ \times _____ = _____

Rectangle 2: _____ \times _____ = _____

_____ + _____ = _____ square units

Problem Solving

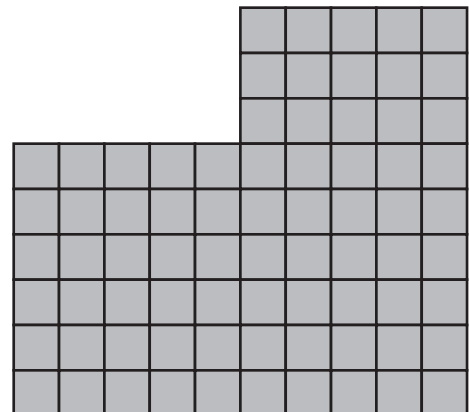


A diagram of Frank's room is at right. Each unit square is 1 square foot.

5. Draw a line to divide the shape of Frank's room into rectangles.


6. What is the total area of Frank's room?

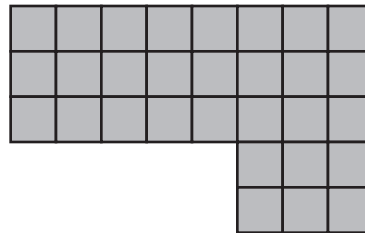
_____ square feet



Lesson Check (3.MD.7c, 3.MD.7d)

1. The diagram shows Ben's backyard. Each unit square is 1 square yard. What is the area of Ben's backyard?
2. The diagram shows a room in an art gallery. Each unit square is 1 square meter. What is the area of the room?







Spiral Review (3.OA.6, 3.NF.1, 3.MD.4, 3.MD.8)

3. Naomi needs to solve $28 \div 7 = \blacksquare$. What related multiplication fact can she use to find the unknown number?

4. Karen drew a triangle with side lengths 3 centimeters, 4 centimeters, and 5 centimeters. What is the perimeter of the triangle?

5. The rectangle is divided into equal parts. What is the name of the equal parts?

6. Use an inch ruler. To the nearest half inch, how long is this line segment?


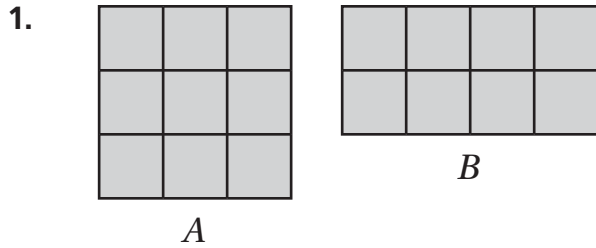
Name _____

Same Perimeter, Different Areas



COMMON CORE STANDARD—3.MD.8
Geometric measurement: recognize perimeter as an attribute of plane figures and distinguish between linear and area measures.

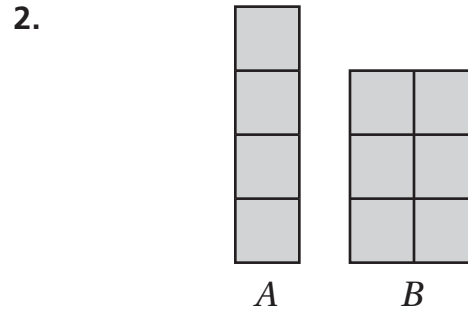
Find the perimeter and the area.
Tell which rectangle has a greater area.



A: Perimeter = 12 units ;
 Area = 9 square units

B: Perimeter = _____ ;
 Area = _____

Rectangle _____ has a greater area.



A: Perimeter = _____ ;
 Area = _____

B: Perimeter = _____ ;
 Area = _____

Rectangle _____ has a greater area.

Problem Solving

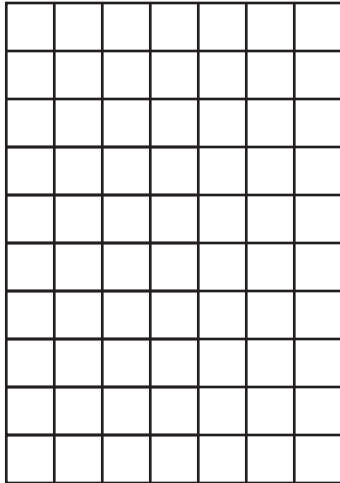


3. Tara's and Jody's bedrooms are shaped like rectangles. Tara's bedroom is 9 feet long and 8 feet wide. Jody's bedroom is 7 feet long and 10 feet wide. Whose bedroom has the greater area? **Explain.**



4. Mr. Sanchez has 16 feet of fencing to put around a rectangular garden. He wants the garden to have the greatest possible area. How long should the sides of the garden be?

Lesson Check (3.MD.8)

1. Draw a rectangle that has a perimeter of 12 units and an area of 8 square units.



2. Find the perimeter and the area. Tell which rectangle has the greater area.



A: Perimeter = _____ units

Area = _____ square units

B: Perimeter = _____ units

Area = _____ square units

Rectangle _____ has a greater area.

Spiral Review (3.MD.7, 3.MD.7a, 3.MD.8)

3. Kerrie covers a table with 8 rows of square tiles. There are 7 tiles in each row. What is the area that Kerrie covers in square units?
4. Von has a rectangular workroom with a perimeter of 26 feet. The length of the workroom is 6 feet. What is the width of Von's workroom?

Name _____

Same Area, Different Perimeters

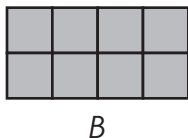


COMMON CORE STANDARD—3.MD.8
 Geometric measurement: recognize perimeter as an attribute of plane figures and distinguish between linear and area measures.

Find the perimeter and the area. Tell which rectangle has a greater perimeter.

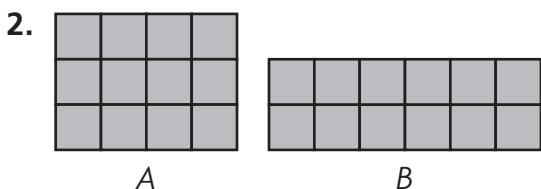


A: Area = 8 square units ;
 Perimeter = 18 units



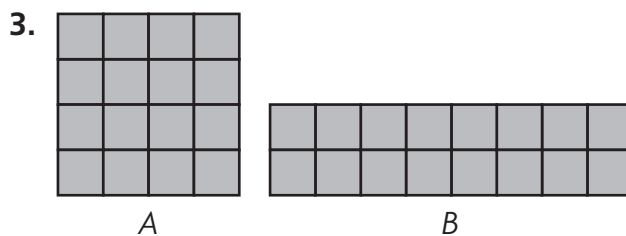
B: Area = _____ ;
 Perimeter = _____

Rectangle _____ has a greater perimeter.



A: Area = _____ ;
 Perimeter = _____
 B: Area = _____ ;
 Perimeter = _____

Rectangle _____ has a greater perimeter.



A: Area = _____ ;
 Perimeter = _____
 B: Area = _____ ;
 Perimeter = _____

Rectangle _____ has a greater perimeter.

Problem Solving

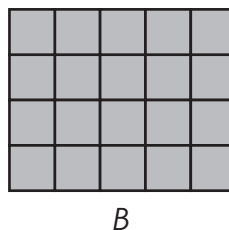
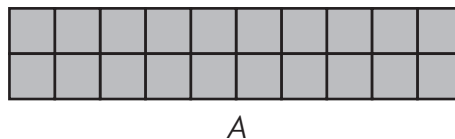


Use the tile designs for 4–5.

4. Compare the areas of Design A and Design B.

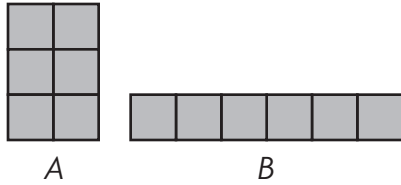
5. Compare the perimeters. Which design has the greater perimeter?

Beth's Tile Designs

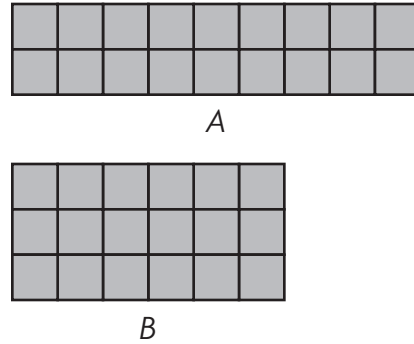


Lesson Check (3.MD.8)

1. Jake drew two rectangles. Which rectangle has the greater perimeter?



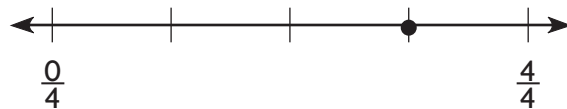
2. Alyssa drew two rectangles. Which rectangle has the greater perimeter?



Spiral Review (3.OA.8, 3.NF.2a, 3.NF.2b, 3.NF.3d)

3. Marsha was asked to find the value of $8 - 3 \times 2$. She wrote a wrong answer. What is the correct answer?

4. What fraction names the point on the number line?



5. Kyle drew three line segments with these lengths: $\frac{2}{4}$ inch, $\frac{2}{3}$ inch, and $\frac{2}{6}$ inch. List the fractions in order from least to greatest?

6. On Monday, $\frac{3}{8}$ inch of snow fell. On Tuesday, $\frac{5}{8}$ inch of snow fell. Write a statement that correctly compares the snow amounts.
