



3 Core Components of Wonders



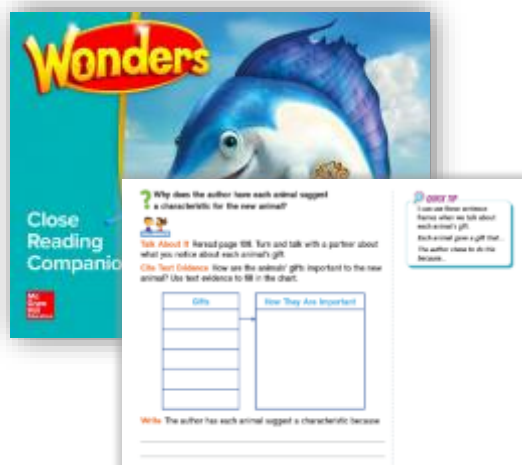
Reading Writing Workshop

- Models and guides practice, close reading, accessing complex text, finding text evidence, collaborative conversations, and writing
- Mini-lessons for skills and strategies in support of the standards
- Contains the first text in the instructional pathway each week



Literature Anthology

- Students practice & apply the skills modeled in the RWW
- Includes an anchor text and a paired text, allowing for integration of knowledge and ideas
- Works in conjunction with the Close Reading Companion



Close Reading Companion

- Includes text dependent questions & annotation practice linked to the text in the Literature Anthology
 - 3 questions from anchor text
 - 1 question from the paired text and an excerpt for annotating
- Includes an integrate lesson to make connections across the week's learning

	Teacher Actions	Student Actions
Day 1	<p>Reading Writing Workshop</p> <ul style="list-style-type: none"> • Pose Essential Question • Collaborative Conversation Goal • Vocabulary DEA Routine- Digital Picture/Video • Modeling Close Reading (Think Aloud, ACT) 	<p>Reading Writing Workshop</p> <ul style="list-style-type: none"> • Talk About (Collaborative Conversation) • Concept web • Your Turn- 3 Questions • Read text (whisper read, partner read, silently read, listen, popcorn read, choral read, etc.) • Make Connections Collaboration Piece
Day 2	<p>Reading Writing Workshop Mini Lessons</p> <ul style="list-style-type: none"> • Explain, Model, Guide • Model Graphic Organizer • Model how to analyze the prompt, text evidence, student model. 	<p>Reading Writing Workshop Mini Lessons</p> <ul style="list-style-type: none"> • Your Turn Practice – collaborative • Your Turn Partner Completion of graphic organizer (poster/post it) • Analytical Writing- Summary (RAFT, GIST, Sentence Frames) • Your Turn Practice Book (Provides opportunity for comprehension practice) • Note Taking (post it notes, interactive journal) • Write to Sources Day 2: Your Turn Writing Prompt
Day 3	<p>Literature Anthology</p> <ul style="list-style-type: none"> • Red read questions (literal) • Think Aloud • ACT & EL Scaffold 	<p>Literature Anthology</p> <ul style="list-style-type: none"> • Read the text (whisper read, partner read, silently read, listen, popcorn read, choral read, etc.) • Note Taking Graphic Organizer • Responding to Red Read Questions: stop and jots, quick writes, post its, interactive journal, partner pair share etc. • Respond to Text/ Summary: (GIST, RAFT, etc.)
Day 4	<p>Literature Anthology & Close Reading Companion</p> <ul style="list-style-type: none"> • Facilitate Reread & Differentiating Instruction • Red Read of Paired Text • Write to Sources Day 4 (Analyze the prompt, analyze text evidence) • Share the Prompt 	<p>Literature Anthology & Close Reading Companion</p> <ul style="list-style-type: none"> • Close Reading Companion (Collaborative) • Reread small portions of the text that go hand in hand with the Close Reading Companion to organize text evidence and respond to text dependent questions. • Read the text (whisper read, partner read, silently read, listen, popcorn read, choral read, etc.) • Reread & Annotate one portion of the paired text • Find textual evidence for writing prompt (collaborative)
Day 5	<p>Literature Anthology Write to Sources</p> <ul style="list-style-type: none"> • Analyze the Student Model notes • Integrate Text Connections Foldable 	<p>Literature Anthology Write to Sources</p> <ul style="list-style-type: none"> • Collaboratively reviewing the student model and notes • Write to the prompt • Collaboratively students work together to create a foldable connection the essential question. • Group Project Presentation • Peer Conferencing: Writing • Foldable

